


✂



NOME / NAME


ESCOLA / SCHOOL


ENDEREÇO / ADDRESS


CIDADE / CITY


TELEFONE / PHONE

E-MAIL










TAG DE MALA NR

INSTRUÇÕES:

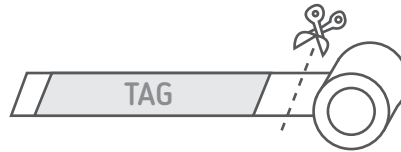
1) PREENCHA TODOS OS CAMPOS



2) RECORTE A TAG AO LADO



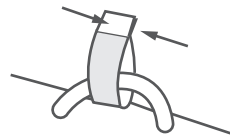
3) COLE UMA FITA ADESIVA POR TODA EXTENSÃO DA TAG



4) COLOQUE A TAG NA ALÇA DA MALA




5) UNA AS PONTAS



6) PRONTO! TAG INSTALADA, BOA VIAGEM!

✂



NOME / NAME


ESCOLA / SCHOOL


ENDEREÇO / ADDRESS


CIDADE / CITY


TELEFONE / PHONE

E-MAIL










TAG DE MALA NR

INSTRUÇÕES:

1) PREENCHA TODOS OS CAMPOS



2) RECORTE A TAG AO LADO



3) COLE UMA FITA ADESIVA POR TODA EXTENSÃO DA TAG



4) COLOQUE A TAG NA ALÇA DA MALA



5) UNA AS PONTAS



6) PRONTO! TAG INSTALADA, BOA VIAGEM!